



THANKSGIVING PRINTABLES

Jenny Gilbert Design | 2013 | Personal Use Only






DESSERT BANNER *cut and place on toothpicks or skewers and insert into pie*







FOR PUMPKIN PIE

for pecan pie

PLACE CARDS *fold, fill in name, and place on plate or table setting*



FOOD LABELS *fold and place in front of dish or attach to toothpick and stick in dish*



NAPKIN RINGS wrap around silverware and place on plate or table setting



STRAW FLAGS print on full-page label sheets or cardstock and fold around straws



MENU SIGN

5 x 7 sign to put in frame and write menu in dry erase marker or print on cardstock and write in marker or pen



GRATITUDE TAGS

punch a hole at top, then attach string and hang on branches or fold and place completed cards in bowl or vase on table


I AM THANKFUL FOR... <hr/> <hr/> <hr/> <hr/>	I AM THANKFUL FOR... <hr/> <hr/> <hr/> <hr/>	I AM THANKFUL FOR... <hr/> <hr/> <hr/> <hr/>	I AM THANKFUL FOR... <hr/> <hr/> <hr/> <hr/>
---	---	---	---

I AM THANKFUL FOR... <hr/> <hr/> <hr/> <hr/>	I AM THANKFUL FOR... <hr/> <hr/> <hr/> <hr/>	I AM THANKFUL FOR... <hr/> <hr/> <hr/> <hr/>	I AM THANKFUL FOR... <hr/> <hr/> <hr/> <hr/>
---	---	---	---

<i>I am thankful for...</i> <hr/> <hr/> <hr/> <hr/>	<i>I am thankful for...</i> <hr/> <hr/> <hr/> <hr/>	<i>I am thankful for...</i> <hr/> <hr/> <hr/> <hr/>	<i>I am thankful for...</i> <hr/> <hr/> <hr/> <hr/>
--	--	--	--

HAPPY TURKEY DAY 2013

I AM THANKFUL FOR:



ARTWORK BY: _____